



PROCUREMENT & WAREHOUSING SERVICES

SDOP REPORT

M/WBE PROGRAM YEAR-END ANALYSIS FY 15-16 AND FY 16-17

Total Number of M/WBE Certified Companies	FY 15-16	FY 16-17
	695	730

Companies By Industry

	FY 15-16	FY 16-17
Commodities (Supplies)	102	104
Construction	199	250
Professional Services	195	201
Business Services	320	295
Total Certified Companies in Each Industry	816	850

* The total number does not match with the total number of certified companies because there may be companies that provide services/goods for more than one business category, generating duplicated records.

M/WBE CERTIFICATION PROGRAM ACTIVITY

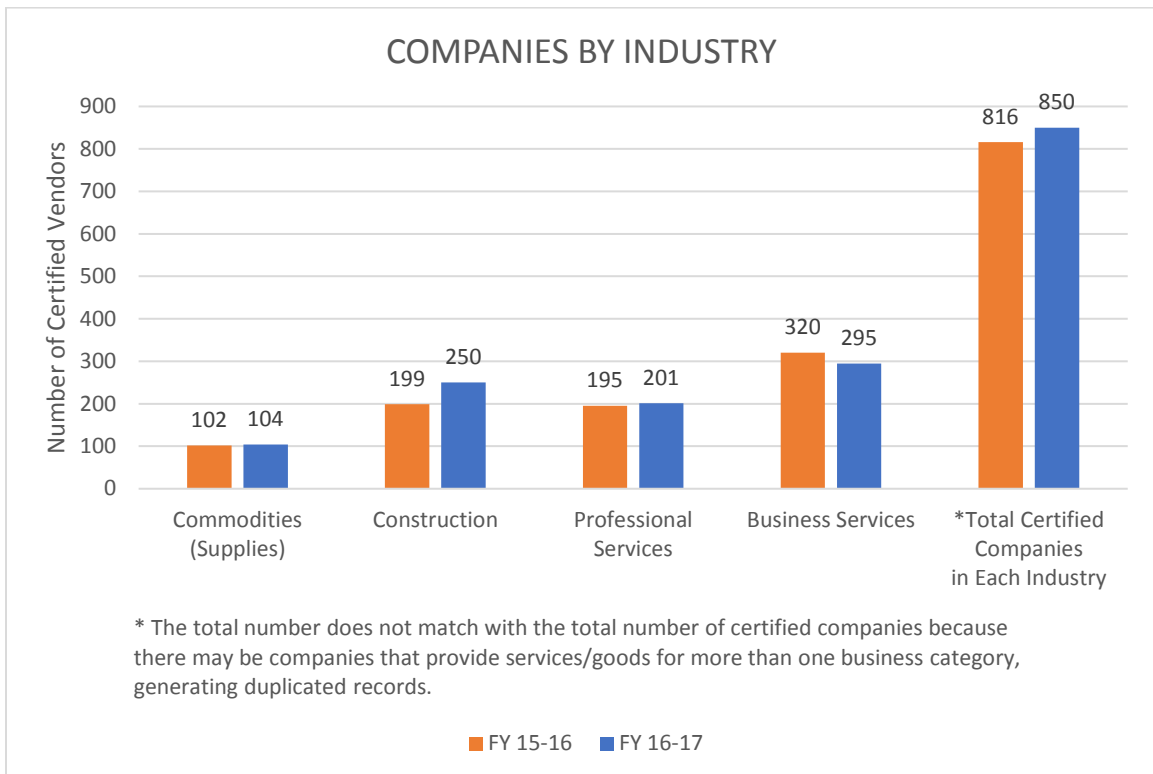
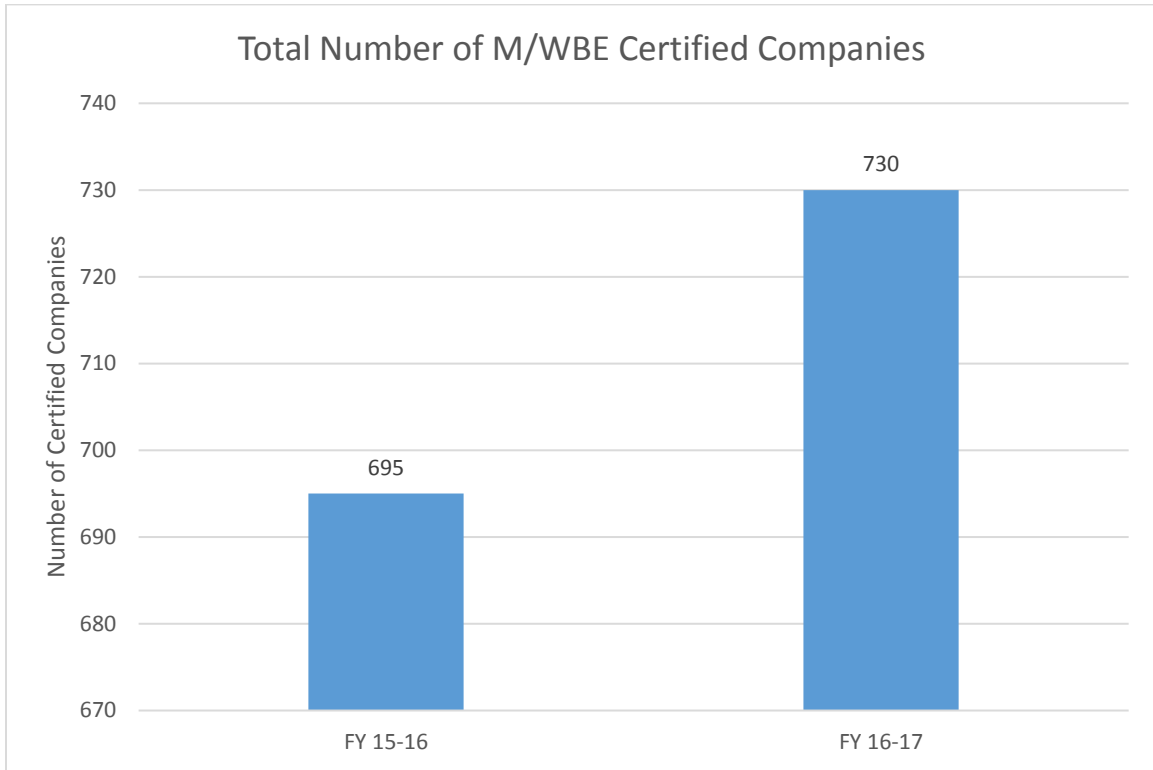
	2015-2016	2016-2017
Approved Certifications	115	170
Approved Re-Certifications	107	95
Total Approved Certifications	222	265
Denied Applications	6	23
Total Applications Processed	228	288

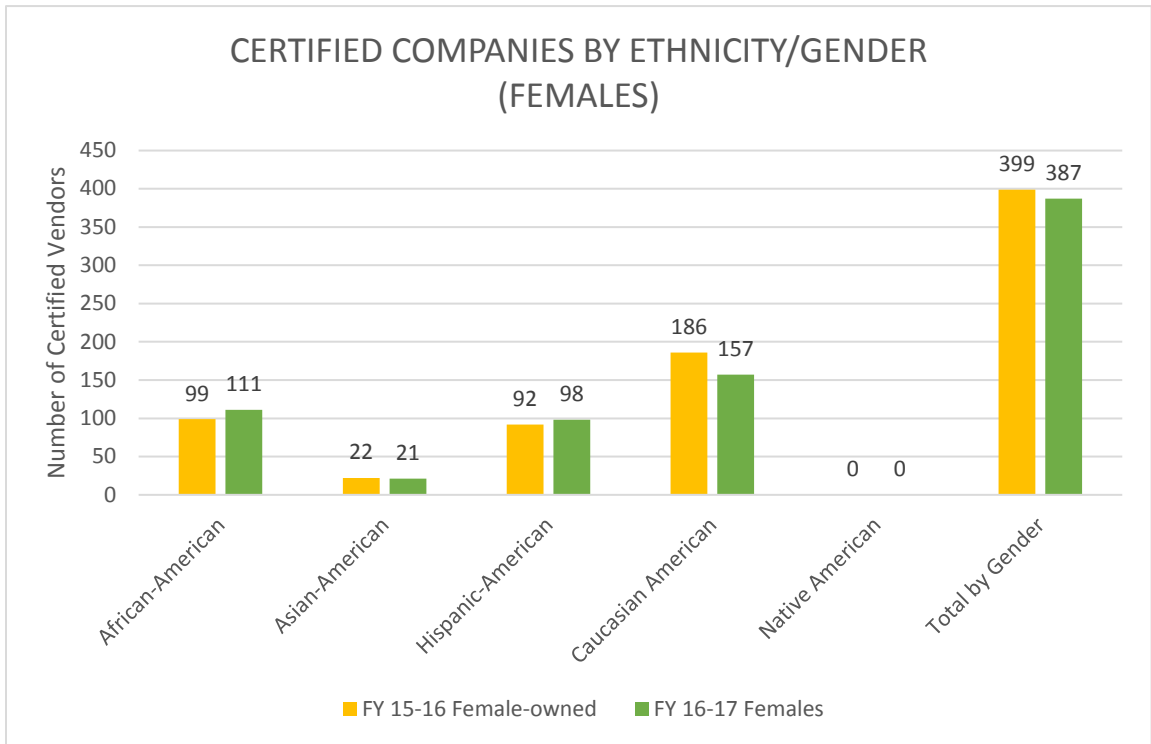
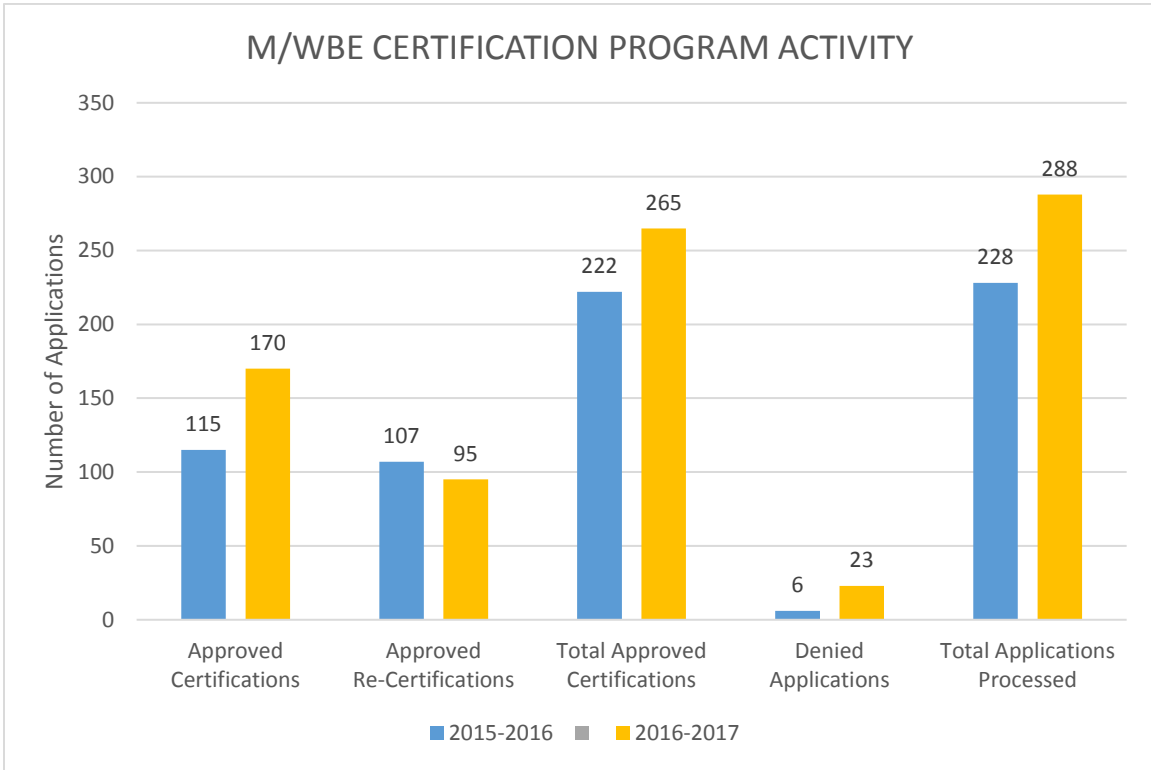
M/WBE CERTIFICATIONS & RE-CERTIFICATIONS

Companies by Ethnicity/Gender

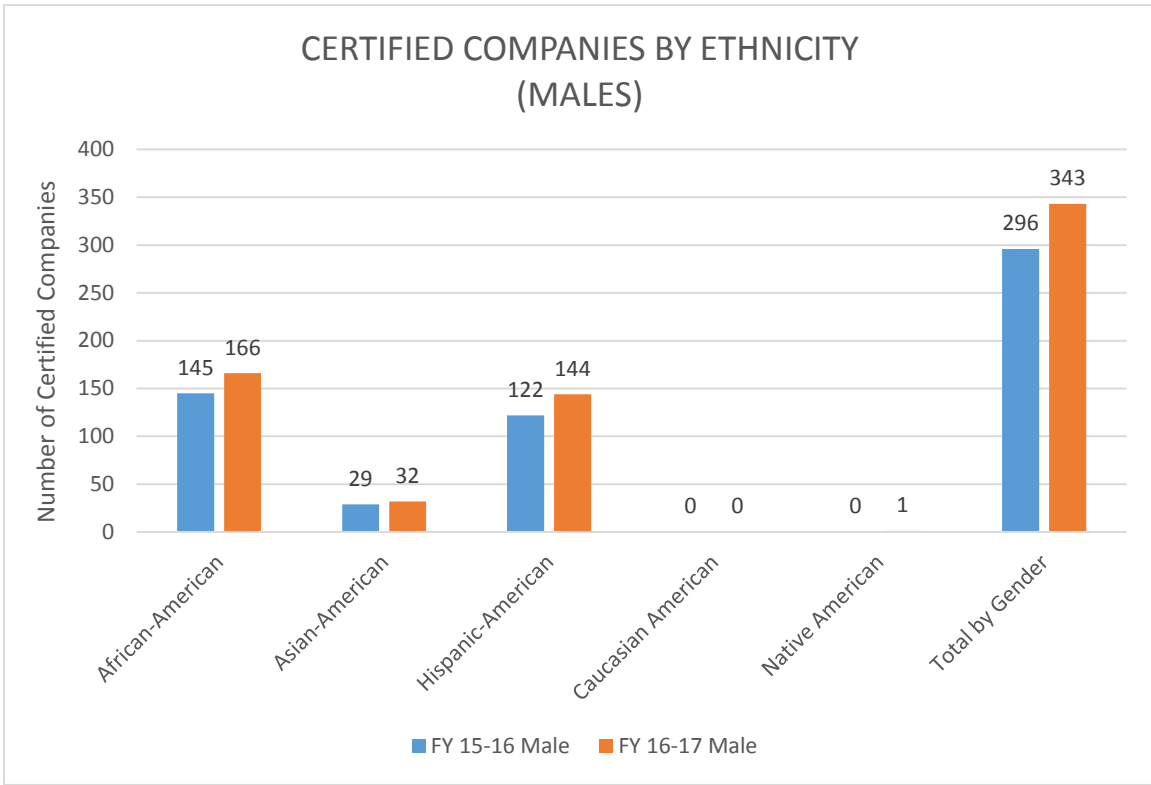
	FY 15-16		FY 16-17	
	Female	Male	Female	Male
African-American	99	145	111	166
Asian-American	22	29	21	32
Hispanic-American	92	122	98	144
Caucasian American	186	N/A	157	N/A
Native American	0	0	0	1
Total by Gender	399	296	387	343
%	57%	43%	53%	47%

**SUPPLIER DIVERSITY OUTREACH PROGRAM
 MINORITY/WOMEN BUSINESS ENTERPRISE (M/WBE)
 CERTIFICATION PROGRAM
 FY 15-16 AND FY 16-17
 YEAR-END ANALYSIS**





CERTIFIED COMPANIES BY ETHNICITY (MALES)



**SUPPLIER DIVERSITY OUTREACH PROGRAM
 OUTREACH EVENTS RETURN ON INVESTMENT (ROI)
 FY 16-17 YEAR-END ANALYSIS**

SUPPLIER DIVERSITY OUTREACH PROGRAM OUTREACH EVENTS FY 16-17 ROI	
Total Outreach Events	33
Total Prospective M/WBE Attendees	767
Total Post-Event Certifications	49
* ROI	6%
<p><i>* ROI is defined as the total # of prospective M/WBE Attendees certified after attending an SDOP outreach event.</i></p>	